

**THE GRIMOIRE OF
REX**



1. CONJURATION ACTIVATION


Runes 1-3:

Depending on the color of the conjuration circle, allocate the first three runes as followed:

- **RED:**



- **BLUE:**



- **GREEN:**



- **WHITE:**



Runes 4-6:

Depending on how many of the conjuration circle's rings have inscriptions scrawled in them, allocate the next three runes as followed:

- **None:**



- **One:**



- **Two:**











- **Three:**



Runes 7-9:

Depending on the number of points making up the circle's internal star formation, allocate the final three runes as followed:

- **3 Points:** 
- **4 Points:** 
- **5 Points:** 
- **6 Points:** 
- **7 Points:** 
- **8 Points:** 
- **9 Points:** 
- **10 Points:** 





2. PERFORMING RITUALS

RITUAL OF SHIELDING

(Shield against incoming attacks)

Place two obelisk wards next to the conjuration circle. All obelisks should face towards you. Depending on the color the ring is glowing, place the following number of warding candles:

- **Blue:** 3 warding candles
- **Green:** 2 warding candles
- **Red:** 1 warding candle

If the focal symbol is enclosed in a circle ( ,  ,  , ), one obelisk and one candle ward should be removed.

Ingredients:

- **2 Gryphon Feathers**
 - (-1 if circle is radiating spherical particles)
- **1 Ginseng Root**
 - (+1 if rings are rotating in opposite directions of each other)
- **1 Mythical Egg**
 - (+1 if circle is radiating spherical particles)



Optional:

If this focal symbol is present, an extra obelisk can be added, as well as one extra mythical egg. This will double the potency of the ritual.

RITUAL OF BANISHING

(Push back the oncoming threat)

Remove any obelisk wards. Depending on the color the ring is glowing, place the following number of warding candles:

- **Blue:** 1 warding candles
- **Green:** 2 warding candles
- **Red:** 3 warding candles

If all rings are rotating clockwise, remove 1 warding candle. If all rings are rotating counter-clockwise, add 1 extra warding candle.

Ingredients:

- **2 Frog Legs**
 - (+1 if number of warding candles is odd)
 - (-1 if number of warding candles is even)
- **1 Gryphon Feather**
 - (+1 if circle is radiating spherical particles)



Optional:

If this focal symbol is present, an extra warding candle can be added, as well as two extra gryphon feathers. This will double the potency of the ritual.

RITUAL OF DAMNATION

(Pierce the heart of evil)

Place two obelisk wards next to the conjuration circle. All obelisks should face away from you. Remove all warding candles.

Ingredients:

- **3 Poison Oak Leaves**
 - (+1 if circle is glowing **green**)
 - (-1 if circle is glowing **red**)
 - (+1 if all rings are rotating clockwise)
- **1 Vial of Blood**
 - (+1 if circle is glowing **red**)
 - (+1 if all rings are rotating counter-clockwise)
 - (+1 if circle is radiating cubic particles)

If the number of poison oak leaves are an even number, one of the obelisks should be removed, and a warding candle should be placed instead.









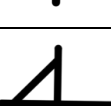
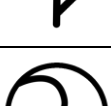

Optional:

If this focal symbol is present, an extra obelisk can be added, as well as two extra vials of blood. This will double the potency of the ritual.

INCANTATIONS

To finalize the ritual, the proper incantation must be chanted.

Refer to the following chart:

	Shielding	Banishing	Damnation
	Dolibix	Tasarak	Kil-chandhu
	Lethodar	Seororel	Er'aresi
	Akular	Unithocl	Dalc'itep
	Holasil	Krorolyb	Ybais-ilul
	Donumeo	Guthaatel	Far'ilursi
	Ygosanyo	Madulic	Oth-ephoggg
	Somatha	Pytrores	Yr'poraz
	Phoraqur	Shlotam	It'amalism
	Ihalotua	Athomiqu	Xe'actois